


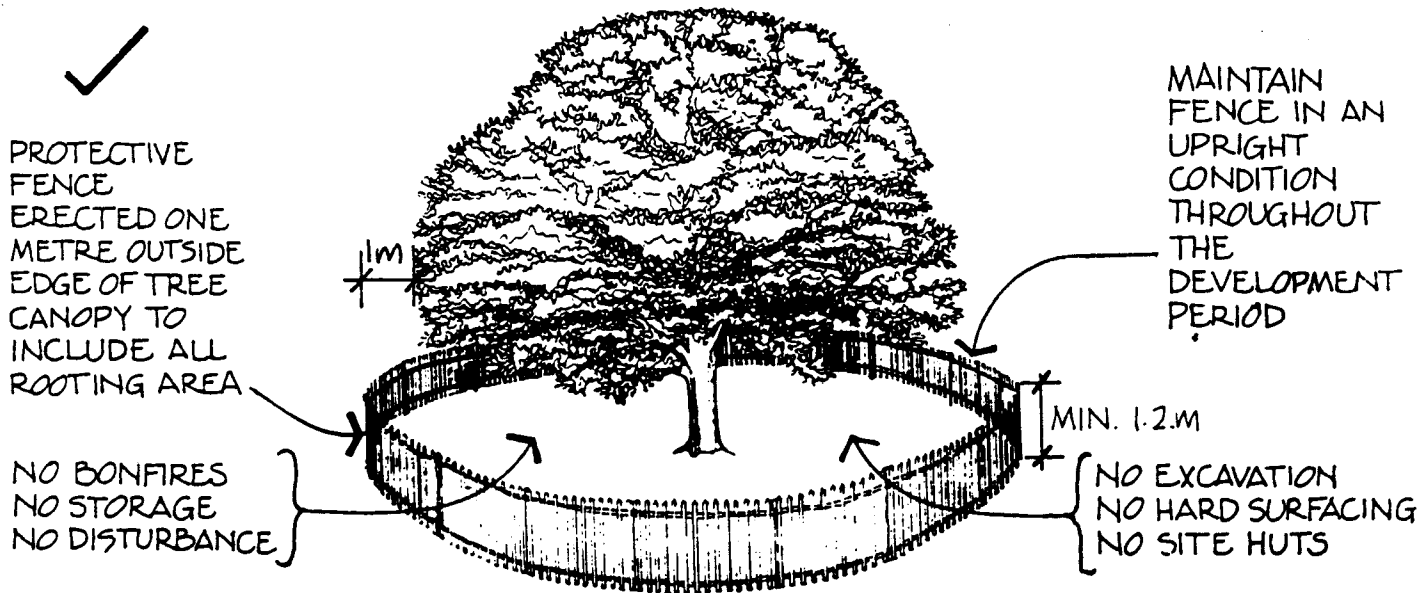


PROTECTION OF TREES ON DEVELOPMENT SITES

POOR PROTECTION → DYING TREE



CORRECT PROTECTION → HEALTHY TREE



TREE PROTECTION ZONE

PROTECTION OF TREES ON DEVELOPMENT SITES

STATUTORY PROTECTION. Trees may be protected by a Tree Preservation Order or by being located in a Conservation Area. Failure to notify or obtain consent from the Local Planning Authority could result in prosecution. Conditions attached to a Planning Consent may also give protection to specific trees.

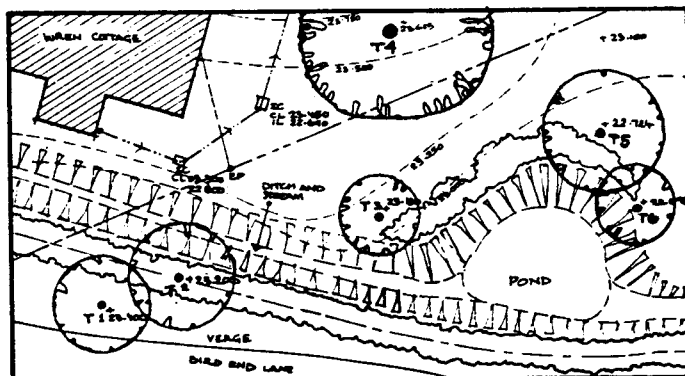
SITE PROTECTION. Protective fencing should be erected around all trees and hedging to be retained on the site enclosing all the area up to one metre beyond the canopy spread of the tree. This would normally be at least 1.2m high cleft chestnut fencing on a firm strong frame work complying with BS 5837, BS 1722 and any Planning conditions relating to the site.

TREE PROTECTION ZONE. Within this area no activity should take place unless it has been specifically authorised in writing by the Local Planning Authority.

SERVICES AND SOAKAWAYS. All service routes should be located outside the Tree Protection Zone. However, where services have to be located in the vicinity of tree roots then trenches should be dug by hand or thrust bored to avoid severance of feeder or structural roots. All such work should be carried out in accordance with N.J.U.G.10 (see below) and authorised by the Local Planning Authority.

TREE SURGERY. Tree surgery may be necessary to ensure all trees are left in a safe, healthy condition. A qualified arborist should be appointed to survey the trees and carry out remedial works in consultation with the Local Planning Authority. Recommended works should be scheduled and linked to the approved development plan. All works must comply with BS. 5837 and BS.3998.

SAMPLE PLAN & SCHEDULE



KEY	SPECIES	WORKS REQUIRED
T1	OAK	REMOVE LOW BOUGH OVERHANGING HIGHWAY
T2	OAK	NO WORKS REQUIRED
T3	PINE	REMOVE ONE LOWER BOUGH ONLY
T4	BEECH	THIN CROWN BY MAXIMUM 15%. TRIM BRANCHES WHICH ARE OBSTRUCTING OVERHEAD WIRES
T5	OAK	REMOVE DEADWOOD ONLY
T6	PINE	NO WORKS REQUIRED

Further information is available from:

1. Local Planning Authority
2. "Protected Trees - A Guide to Tree Preservation Procedure" - Dept. of Environment (available from Local Planning Authority).
3. BS.5837: 1990 - Trees in Relation to Construction
4. BS.3998: 1989 - Tree Work
5. BS.1722: - Fences
6. Suffolk Design Guide - Local Planning Authority
7. Trees on Development Sites - Arboricultural Association (Tel: 01794 68717)
8. Arboricultural Advisory and Information Service. (Tel: 01420 - 22022)
9. National Joint Utilities Group Publication 10 Guidelines for the planning, installation and maintenance of utility services in proximity to trees (Tel: 0171 344 5720 FREE COPY).

Produced by Planning & Leisure Department
Suffolk Coastal District Council. Tel: 01394 383789/444420

MARCH 1996